



50<sup>TH</sup> ANNIVERSARY  
**CORVETTE**<sup>®</sup>

EVERYONE  
**E**  
CONTENT RATED BY  
ESRB

**GS**<sup>™</sup>  
GLOBAL STAR  
SOFTWARE

## **WARNING: READ BEFORE USING YOUR PLAYSTATION®2 COMPUTER ENTERTAINMENT SYSTEM.**

A very small percentage of individuals may experience epileptic seizures when exposed to certain light patterns or flashing lights. Exposure to certain patterns or backgrounds on a television screen or while playing video games, including games played on the PlayStation 2 console, may induce an epileptic seizure in these individuals. Certain conditions may induce previously undetected epileptic symptoms even in persons who have no history of prior seizures or epilepsy. If you, or anyone in your family, has an epileptic condition, consult your physician prior to playing. If you experience any of the following symptoms while playing a video game — dizziness, altered vision, eye or muscle twitches, loss of awareness, disorientation, any involuntary movement, or convulsions — IMMEDIATELY discontinue use and consult your physician before resuming play.

## **WARNING TO OWNERS OF PROJECTION TELEVISIONS:**

Do not connect your PlayStation 2 console to a projection TV without first consulting the user manual for your projection TV, unless it is of the LCD type. Otherwise, it may permanently damage your TV screen.

## **USE OF UNAUTHORIZED PRODUCT:**

The use of software or peripherals not authorized by Sony Computer Entertainment America may damage your console and/or invalidate your warranty. Only official or licensed peripherals should be used in the controller ports or memory card slots.

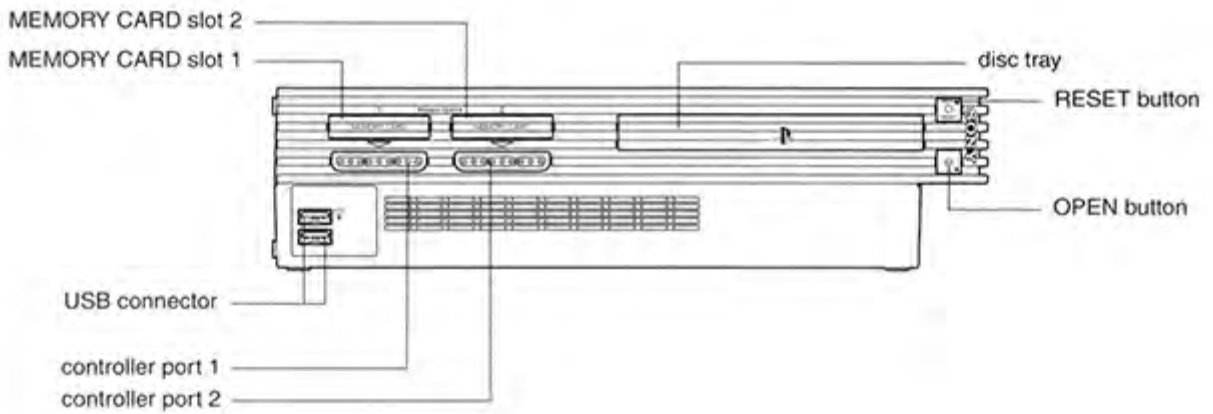
## **HANDLING YOUR PLAYSTATION 2 FORMAT DISC:**

- This disc is intended for use only with PlayStation 2 consoles with the NTSC U/C designation.
- Do not bend it, crush it or submerge it in liquids.
- Do not leave it in direct sunlight or near a radiator or other source of heat.
- Be sure to take an occasional rest break during extended play.
- Keep this compact disc clean. Always hold the disc by the edges and keep it in its protective case when not in use. Clean the disc with a lint-free, soft, dry cloth, wiping in straight lines from center to outer edge. Never use solvents or abrasive cleaners.

## **Table of Contents**

<b>GETTING STARTED</b> .....	<b>.2</b>
<b>GAME CONTROLS</b> .....	<b>.3</b>
<b>INTRODUCTION</b> .....	<b>.5</b>
<b>LET'S GET GOING</b> .....	<b>.6</b>
<b>RACE DISPLAY</b> .....	<b>.7</b>
<b>OPTIONS MENU</b> .....	<b>.8</b>
<b>GAME MODES</b> .....	<b>.10</b>
<b>THANKS TO OUR SPONSORS</b> .....	<b>.12</b>
<b>NOTES</b> .....	<b>.13</b>
<b>CREDITS</b> .....	<b>.14</b>
<b>SERVICE &amp; WARRANTY</b> .....	<b>.17</b>

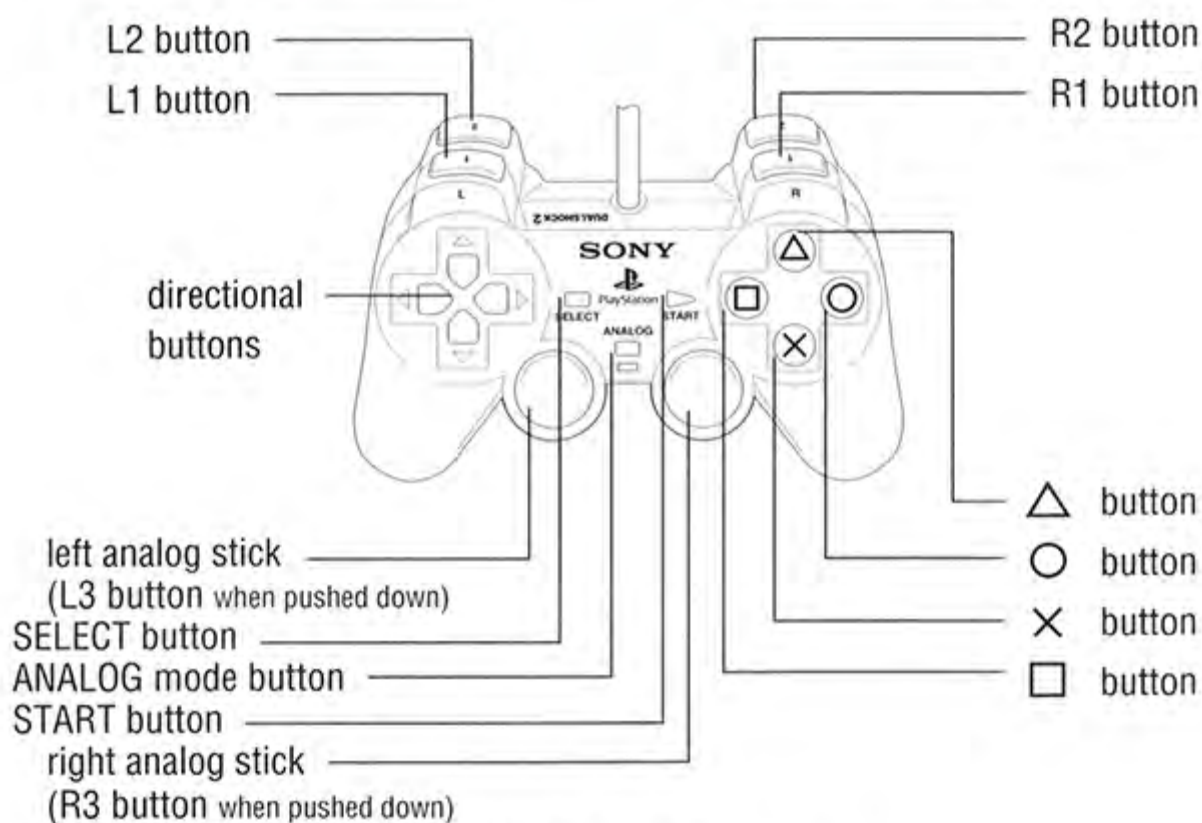
# GETTING STARTED



**Set up your PlayStation®2 computer entertainment system according to the instructions in its Instruction Manual. Make sure the MAIN POWER switch (located on the back of the console) is turned ON. Press the RESET button. When the power indicator lights up, press the OPEN button and the disc tray will open. Place the Corvette® disc on the disc tray with the label side facing up. Press the OPEN button again and the disc tray will close. Attach game controllers and other peripherals, as appropriate. Follow on-screen instructions and refer to this manual for information on using the software.**

# GAME CONTROLS

## DUALSHOCK®2 ANALOG CONTROLLER CONFIGURATIONS



### Default Configuration

**left analog stick** – Steer

**right analog stick** – *Up* = Accelerate, *Down* = Brake

× **button** – Accelerate

□ **button** – Brake

○ **button** – Hand Brake

△ **button** – Reverse

**R1 button** – Change View

**L1 button** – Rear View

**R2 button** – Shift Up/Hold

**L2 button** – Shift Down

**START button** – Pause

**SELECT button** – Rescue Car

# GAME CONTROLS (cont.)

## USING A STEERING WHEEL

### LOGITECH Steering Wheel Controls

Wheel - Steer Left/Right



Left Pedal - Brake

Right Pedal - Accelerate

#### Change to Control Layout 2 in the Options Menu

- |                          |  |
|--------------------------|--|
| Wheel - Steer Left/Right | R1 button/Right paddle - Shift Up/Hold |
| Right Pedal - Accelerate | L1 button/Left Paddle - Shift Down     |
| Left Pedal - Brake       | R2 button - Change View                |
| × button - Accelerate    | L2 button - Rear View                  |
| □ button - Brake         | START button - Menu/Pause              |
| ○ button - Hand Brake    | SELECT button - Rescue Car             |
| △ button - Reverse       |  |

# INTRODUCTION

The Corvette's first-ever appearance was at the GM Motorama, held at the Waldorf Astoria hotel in New York City. June 30, 1953 saw the very first Corvette roll off the production line. A temporary pilot assembly facility in Flint, Michigan produced 300 1953 Corvette vehicles by the end of the year, all of them white with red interiors and all with Powerglide automatic transmissions mated to 150hp, six cylinder engines. 50 years have passed and there have been some very remarkable moments in Corvette's illustrious history. Corvette is now America's Performance Icon, boasting a tremendous 405 horsepower in the 2003 Corvette Z06. How's that for evolution?

We're going to take you on a trip through the history of Corvette. You're going to jump into a 1953 Corvette convertible and pin the pedal all the way down Route 66. You'll have the trip of a lifetime, racing all of your favorite Corvette vehicles, picking and choosing from every production Corvette ever made as well as some custom models like the 620 horsepower C5-R.

If you've ever owned, driven, or dreamed of a Corvette, this is the game of your lifetime.



# corvette

# LET'S GET GOING

**STARTING THE GAME** – To get started, place the Corvette disc in the disc tray. Press the OPEN button on the front of the PlayStation®2 console and allow the game to boot up. Once you've reached the main menu, select a game mode. The fun's about to start!

**SAVING AND LOADING THE GAME** – You can save your Corvette game on a memory card (8MB) (for PlayStation®2) in MEMORY CARD slot 1. Saving your game will make sure you retain all of the Corvette vehicles and tracks you have unlocked in Career and Arcade modes. It will also keep track of your progress in Special Modes, Options settings, and best lap and race times.

**SAVING** – To save your game, go to the Load/Save Menu from the Main Menu. Scroll down to SAVE and press the X button. Select the Saved Game file you want to save to and press the X button. If you've already saved here, you will be given a warning message that you can overwrite the Saved Game. Choose YES or NO. Make sure you save at the end of every game session or your progress will be lost.

**LOADING** – To load any previous Saved Games go to the Load/Save Menu from the Main Menu. Scroll down to LOAD and press the X button. Select the Saved Game file you want to load and press the X button. This will load all of your options and all progress you have made through the game.

## SELECTING A GAME MODE

**Quick Race Mode** - Choose any stock Corvette you've unlocked and take it out on the road for some immediate speed thrills.

**Career Mode** – You've got the race of your life ahead of you! In this single player mode you're going to race through Corvette's history. If you're good enough, after it's all done, you'll drive home a winner.

**Arcade Mode** – Choose your favorite stock Corvette and compete in a series of arcade-style races.

**Special Modes** – There are several special modes that can be unlocked in Career and Arcade Mode. See the Game Modes section of the manual for more information.

### Multiplayer Mode

**Split Screen Mode** – Race against a friend on the same PlayStation®2 console.



# RACE DISPLAY

Whether you're out on the track or tearing up the highway, you'll be able to see all of the important information about your current race on the screen.

**SPEEDOMETER** – When you're on the open road in a Corvette it's tempting to ignore the speed limit. However, Ol' Smokey is out to get you, so keep a close eye on the speedometer. On the track, it's a different story! You can go as fast as you want, but make sure you don't go into a turn too hot or you won't make it out. The appearance of the speedometer depends on what view you choose to drive in and what Corvette you are driving.

**TACHOMETER** – This tells you how fast your engine is revving. It's important to monitor this when you're driving with a manual transmission. If you shift gears too early you'll lose power; shift too late and you may slow yourself down.

**TRACK MAP** – When you're racing on a circuit track this map will show you the track layout and your position in the race.

**LAP TIME** – In the upper right-hand corner of the screen you'll see a list of lap times. The highlighted time shows your most current lap time in minutes, seconds, and hundredths of a second.



# OPTIONS MENU

This is where you can change certain settings to customize the game to your personal preference.

To highlight an option, press the up and down directional buttons. Once you've selected an option, press the left and right directional buttons to cycle through the different settings. Confirm your changes with the X button.

## AUDIO OPTIONS

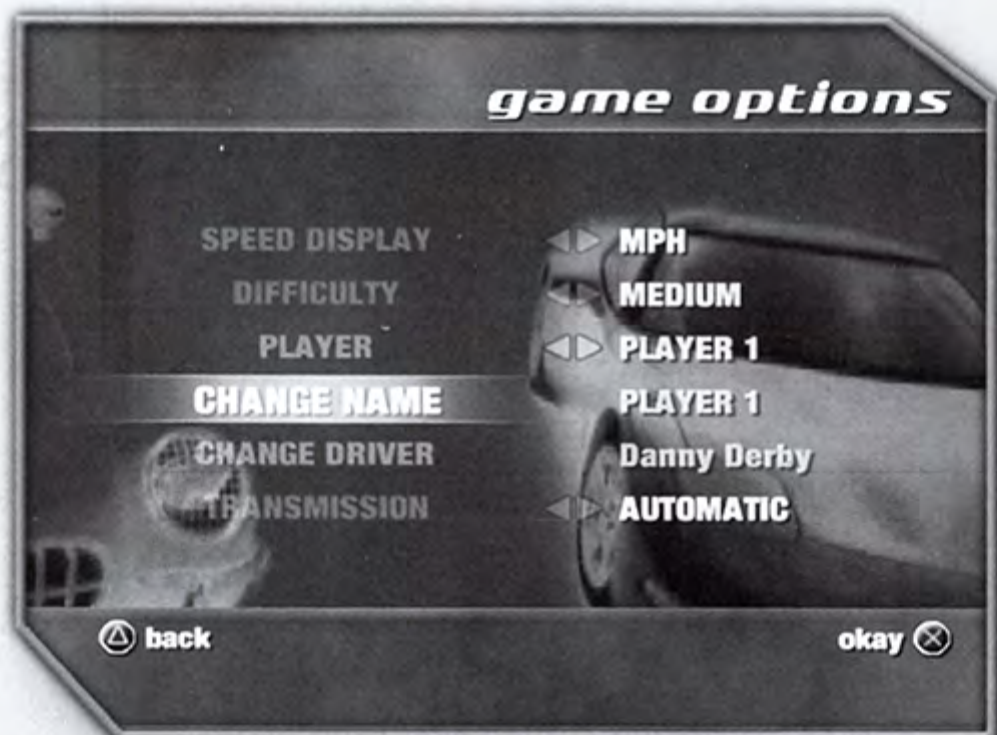
This allows you to adjust music and sfx volumes, change the music style, and change the audio mode. To change the volume levels, highlight the desired slider and press the left and right directional buttons to raise and lower the volume. When you've got it at the right level, confirm your choices with the X button. If you change your mind, you can always highlight RESET TO DEFAULT to return the levels to their default settings.

## CONTROLLER OPTIONS

**Player** - This allows you to select which player's DUALSHOCK®2 analog controller settings you will change.

**Layout** - Select from five different DUALSHOCK®2 analog controller configurations. Each player can choose a different configuration.

**Vibration** - Activate or deactivate the vibration function on the currently selected DUALSHOCK®2 analog controller.



## GAME OPTIONS

**Speed Display** – Choose whether the speedometer will display in miles per hour or kilometers per hour.

**Difficulty** – Adjust the game's overall level of difficulty.

**Player** – This chooses which player the Change Name, Change Driver, and Transmission options will affect.

**Change Name** – This allows you to change the name of the currently selected driver. Scroll through the different letters by pressing the left and right directional buttons. Once you've finished entering the name, highlight END and press the X button.

**Change Driver** – This allows you to change your driver model in the currently selected Corvette. Once you've highlighted this option, press the X button to view the currently selected driver. Press the left and right directional buttons to choose your driver and press the X button to confirm your choice.

**Transmission** – This option allows you to change between a manual and an automatic transmission.

## CREDITS

This is a list of all those involved in developing and publishing Corvette. Press the  $\triangle$  button once you're finished to return to the Options menu.

# GAME MODES

## QUICK RACE MODE

Can't wait to get behind the wheel? Then this is the mode for you. Choose any stock Corvette, and track that you have unlocked, and put the pedal to the metal!

## CAREER MODE

Haven't you always wanted to race a Corvette across the United States with nothing but open road in front of you? This is your chance! You're going to start with a C1 'Vette and race through the history of America's Performance Icon, winning trophies and upgrades along the way. Do you think you have what it takes? We'll see!

You'll have to place in at least third position to move on to the next race...for now! As the difficulty increases, you'll have to do even better to get to the next race.

### Upgrading your 'Vette

In Career Mode, you'll be able to win parts to upgrade your vehicles, depending upon your race results. The closer you come to first place, the more credits you'll receive. You'll be able to earn upgrades to your suspension, tires, wheels, brakes, transmission, clutch, fuel system and more.

## ARCADE MODE

Grab all the fun of an arcade-style racing challenge as you complete the tracks in sequence. You'll have to do progressively better as the races go on. Choose from the entire range of Corvette sports cars and courses.

## SPECIAL MODES

**HOT LAP CHALLENGE** - In this mode, you'll be racing to beat the best lap time of a given circuit.

**CUSTOM 'VETTE CHALLENGE** - Race some of your favorite custom Corvette vehicles against other custom 'Vette models.

**CIRCUIT ENDURANCE** - Let's see if you have any staying power. In this custom mode, you'll race anywhere between 20 and 50 laps versus four other Corvette sports cars.

**ROUTE 66 CHECKPOINT** - Time is of the essence along Route 66. Race to reach all the checkpoints on time, dodging the traffic and the cops as you go.

**MOTHER ROAD ENDURANCE** - In this mode, you're going to have to race through all five highway sections in sequence until you've reached the other side of Route 66.

## MULTIPLAYER


**SPLIT SCREEN PLAY** - Grab a friend and get ready to see who's got the fastest 'Vette. In this mode, you'll be able to race against a friend on the same PlayStation®2 console. Plug in two DUALSHOCK®2 analog controller and let's go!

## VIEW TROPHIES

Selecting this from the Main Menu will allow you to see what trophies you have earned in Career Mode and view your game progress. Select VIEW TROPHIES and press the X button. Once you are in the Trophy room, press the left or right directional buttons to view the different trophies. Once you have finished viewing the trophies, press the  $\Delta$  button to return to the Main Menu.

## VIEW MOVIES

Here you can view all of the Corvette movies you've unlocked in Career, Arcade and Special Modes.



# THANKS TO OUR SPONSORS

## MANY THANKS TO THE FOLLOWING SPONSORS OF CORVETTE:




### GULDSTRAND MOTORSPORTS

*The #1 source for Corvette suspension products.*

Guldstrand Motorsports designs and manufactures the highest quality suspension components for the Corvette. Guldstrand has been successfully building and developing high-performance cars for over 29 years.

[www.guldstrand.com](http://www.guldstrand.com)

[www.corvettethunder.com](http://www.corvettethunder.com)



### FIKSE USA

*America's most advanced automotive wheels.*

Automotive wheels of the highest quality, artfully designed and precision engineered. Fikse has built a reputation in racing for technical excellence, rapid response, and a strong competitive advantage.

[www.fikse.com](http://www.fikse.com)

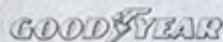


### LINGENFELTER PERFORMANCE ENGINEERING

*Perfecting the art of performance for over 25 years.*

Lingenfelter Performance Engineering is a world renowned high performance tuner offering engine packages and components for C4 and C5 Corvette.

[www.lingenfelter.com](http://www.lingenfelter.com)



### THE GOODYEAR TIRE AND RUBBER COMPANY

*Goodyear, the official tire of Corvette.*

[www.goodyear tires.com](http://www.goodyear tires.com)



### VERIZON WIRELESS

*We never stop working for you<sup>(sm)</sup>.*

[www.verizonwireless.com](http://www.verizonwireless.com)

# NOTES

*Corvette*  
STING RAY

*ette*  
STING RAY

*Corvette*  
STING R

*Corvette*  
STING RAY

*ette*  
STING RAY

*Corvette*  
STING R

*Corvette*  
STING RAY

*ette*  
STING RAY

*Corvette*  
STING R

# CREDITS

## **Global Star Software**

### **Senior Producer**

Tim Goodlett

### **Producer**

Gabriel Jones

### **Assistant Producer**

Brian Etheridge

### **Quality Assurance Lead Tester**

Carlos Garcia-Shelton

### **Quality Assurance Sr. Tester**

Andy Pan

### **Quality Assurance Standards Team**

Jimi Doss

Mariano Merino

Terry Oppenheimer

Mike Chang

### **Quality Assurance Team**

Tom Anderson

Dave Miao Astremitzkov

Kevin Faubert

Jeremy Garber

Angel Gonzalez

Nam Kim

William Kus

John Langkusch

Christian Lee

Greg MacCauley

Abramham Muñoz

Mike Nehme

Hector Salavarrieta

Paul Samia

**Production Team:** Bill Gross, Shin Tanabe, Lorena Billing, Tamara Johnston, Andrea Frechette, Ray Woods, Andy Babb, Anthony Biondo, Vincent Bitetti, Suzanne Cantey, Brian Christian, Tim Dyer, Matt Fikse, Dick Guldstrand, Dan Kletzky, Matt Miller, Donn Nauert, Steve Ryno, Adeline Petros

## **Developed By Steel Monkeys Limited**

### **Glasgow Studio**

### **Directors**

Derek McLennan

Tim Dvoskin

### **Studio Director**

William Docherty

### **Art Director**

Scott Wilson

### **Head of Production / Operations Manager**

Paul Middleton

### **Project Financial Manager**

Peter Kerr

### **Legal and Commercial Manager**

Linda MacKellar

### **Management P.A. / Operations**

Linda Cunningham

### **Concept Designers**

Derek McLennan

Patrick Tougas

### **Designers**

Stuart Hunt

Andrew McLennan

### **Lead Programmers**

William Docherty

Doug Little

Neil Stewart

Nick Hesketh

### **Senior Programmers**

Stuart Hunt

Bryan McPhail

Christian Erskine

Graeme Harkness



# CREDITS (cont.)

## Programmers

Stephen Lochran  
Nick Donnelly  
Tom Dalziel  
Tony McBride

## Lead Artist

Colin McGuire

## 3D Artists

Patrick Tougas  
Stuart Trevor  
Paul Reeves  
Steve Walker  
Chris Marshall

## 2D Graphic Design Artist

Mark Ireland

## Cinematic Designer / Artist

Stuart Trevor

## Audio Engineer / Musician

Alan McDermott

## Systems Administrators

Dave Bruce  
Bryan McPhail

## Website Creation

Dave Bruce  
Patrick Tougas

## Minsk Studio

### Directors

Tim Dvoskin  
Derek McLennan

### Deputy Director

Valery Kovalenko

### Financial Controller

Tatyana Kulbitskaya

### Lead Programmer

Oleg Shiroki

## Programmers

Vyacheslav Ogrenich  
Sergey Morozov

## Lead Artists

Sergey Khlystov  
Dmitry Goncharov  
Yury Rybakov

## Artists

Ivan Reshetnikov  
Egor Fateev  
Vadim Makarenko  
Dmitry Ivanov  
Oleg Raketski  
Victor Laktysev  
Dmitry Khodorkin  
Alexander Razumov  
Denis Baranovski  
Andrey Mazen  
Mikhail Romanovski  
Alexey Atman  
Andrey Smolenchuk  
Gennady Kremko

## Translators

Marina Kuten  
Tatyana Stalchinskaya

**Special Thanks** to Vivienne M. Whitelaw and all our long suffering partners, families and friends. Your support is appreciated more than you could ever imagine – thanks!



*Corvette*  
STING RAY

*Corvette*  
STING RAY

*Corvette*  
STING RAY

*Corvette*  
STING RAY

*Corvette*  
STING RAY

*Corvette*  
STING RAY

*Corvette*  
STING RAY

*Corvette*  
STING RAY

*Corvette*  
STING RAY

# SERVICE & WARRANTY

## LIMITED WARRANTY

GLOBAL STAR SOFTWARE, INC., A DIVISION OF TAKE-TWO INTERACTIVE SOFTWARE, INC., WARRANTS TO THE PURCHASER ONLY THAT THE DISC PROVIDED WITH THIS MANUAL AND THE SOFTWARE PROGRAM CODED ON IT WILL PERFORM IN ACCORDANCE WITH THE DESCRIPTION IN THIS MANUAL WHEN USED WITH THE SPECIFIED EQUIPMENT, FOR A PERIOD OF 90 DAYS FROM THE DATE OF PURCHASE.

IF THIS PROGRAM IS FOUND TO BE DEFECTIVE WITHIN 90 DAYS OF PURCHASE, IT WILL BE REPLACED. SIMPLY RETURN THE DISC TO GLOBAL STAR SOFTWARE, INC. OR ITS AUTHORIZED DEALER ALONG WITH A DATED PROOF OF PURCHASE. REPLACEMENT OF THE DISC, FREE OF CHARGE TO THE ORIGINAL PURCHASER (EXCEPT FOR THE COST OF RETURNING THE DISC) IS THE FULL EXTENT OF OUR LIABILITY. THIS WARRANTY IS IN LIEU OF ALL OTHER WARRANTIES, WHETHER ORAL OR WRITTEN, EXPRESSED OR IMPLIED. ALL IMPLIED WARRANTIES, INCLUDING THOSE OF MERCHANTABILITY AND FITNESS FOR A PARTICULAR PURPOSE, IF APPLICABLE ARE LIMITED IN DURATION TO 90 DAYS FROM THE DATE OF PURCHASE OF THIS PRODUCT.

GLOBAL STAR SOFTWARE, INC. SHALL NOT BE LIABLE FOR INCIDENTAL AND/OR CONSEQUENTIAL DAMAGES FOR THE BREACH OF ANY EXPRESS OR IMPLIED WARRANTY INCLUDING DAMAGE TO PROPERTY AND, TO THE EXTENT PERMITTED BY THE LAW, DAMAGES FOR PERSONAL INJURY, EVEN IF GLOBAL STAR SOFTWARE, INC. HAS BEEN ADVISED OF THE POSSIBILITY OF SUCH DAMAGES. SOME STATES DO NOT ALLOW THE EXCLUSION OR LIMITATION OF ANY INCIDENTAL OR CONSEQUENTIAL DAMAGES OR LIMITATIONS ON HOW LONG AN IMPLIED WARRANTY LASTS, SO THE ABOVE LIMITATIONS OR EXCLUSIONS MAY NOT APPLY TO YOU. THIS WARRANTY SHALL NOT BE APPLICABLE TO THE EXTENT THAT ANY PROVISION OF THIS WARRANTY IS PROHIBITED BY ANY FEDERAL, STATE, OR MUNICIPAL LAW, WHICH CANNOT BE PREEMPTED. THIS WARRANTY GIVES YOU SPECIFIC LEGAL RIGHTS AND YOU MAY ALSO HAVE OTHER RIGHTS, WHICH MAY VARY FROM STATE TO STATE.

YOU MAY NOT REPRODUCE, PREPARE DERIVATIVE WORKS BASED ON, DISTRIBUTE COPIES OF, OFFER FOR SALE, SELL, TRANSFER OWNERSHIP OF, RENT, LEASE, OR LEND TO OTHERS THE PROGRAM OR ACCOMPANYING DOCUMENTATION, OR ANY PORTION OR COMPONENT OF THE PROGRAM OR ACCOMPANYING DOCUMENTATION; PROVIDED, HOWEVER, THAT YOU MAY TRANSFER THE ENTIRE PROGRAM AND ACCOMPANYING DOCUMENTATION ON A PERMANENT BASIS AS LONG AS YOU RETAIN NO COPIES (INCLUDING ARCHIVAL OR BACKUP COPIES) OF THE PROGRAM, ACCOMPANYING DOCUMENTATION, OR ANY PORTION OR COMPONENT OF THE PROGRAM OR ACCOMPANYING DOCUMENTATION, AND THE RECIPIENT AGREES TO THE TERMS OF THE AGREEMENT. FURTHER, YOU MAY NOT MODIFY, REVERSE ENGINEER, DISASSEMBLE, DECOMPILE OR TRANSLATE THE PROGRAM OR ACCOMPANYING DOCUMENTATION, OR ANY PORTION OR COMPONENT OF THE PROGRAM OR ACCOMPANYING DOCUMENTATION, NOR MAY YOU MAKE ANY COPIES OF THE PROGRAM MODULES FOR USE WITH OTHER PROGRAMS. THIS PROGRAM IS INTENDED FOR PRIVATE USE ONLY.

FOR TECHNICAL SUPPORT, PLEASE CONTACT OUR TECHNICAL SUPPORT EMAIL: [TECH@GLOBALSTAR-SOFTWARE.COM](mailto:TECH@GLOBALSTAR-SOFTWARE.COM)

GLOBAL STAR SOFTWARE, INC.  
622 BROADWAY  
NEW YORK, NY 10012

## ESRB RATING

THIS PRODUCT HAS BEEN RATED BY THE ENTERTAINMENT SOFTWARE RATINGS BOARD. FOR INFORMATION ABOUT THE ESRB RATING, OR TO COMMENT ABOUT THE APPROPRIATENESS OF THE RATING, PLEASE CONTACT THE ESRB AT 1-800-771-3772.

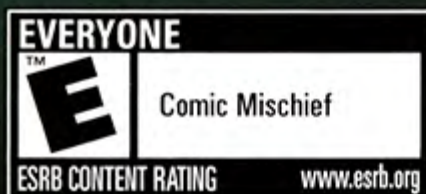
# COME ABOARD THE WACKIEST PARTY BOAT AROUND!



Play as your favorite Muppet™ characters in 30 fast-paced, zany mini-games, for 1-4 players!



*Jim Henson*  
INTERACTIVE



™ & © 2003 The Jim Henson Company. JIM HENSON mark & logo, MUPPET, MUPPETS, characters, names and elements are trademarks of The Jim Henson Company. "PlayStation" and the "PS" Family logo are registered trademarks of Sony Computer Entertainment Inc. The ratings icon is a registered trademark of the Interactive Digital Software Association. © 2003 TDK Mediaactive, Inc. All Rights Reserved. PUBLISHED AND DISTRIBUTED BY TDK MEDIAACTIVE, INC.

Global Star Software, Inc. 622 Broadway, New York, NY 10012

**A Take2 Company**

©2004 Take-Two Interactive Software, Inc. Global Star Software, Inc. is a wholly owned subsidiary of Take-Two Interactive Software, Inc. Global Star Software and the Global Star Software logo are trademarks of Take-Two Interactive Software, Inc. Chevrolet, Corvette, Sting Ray, CORVETTE 50th ANNIVERSARY Trademark(s), Emblem(s), and vehicle model body design(s) are General Motors Trademarks under license to Take-Two Licensing, Inc. All other trademarks are the property of their respective owners.

